

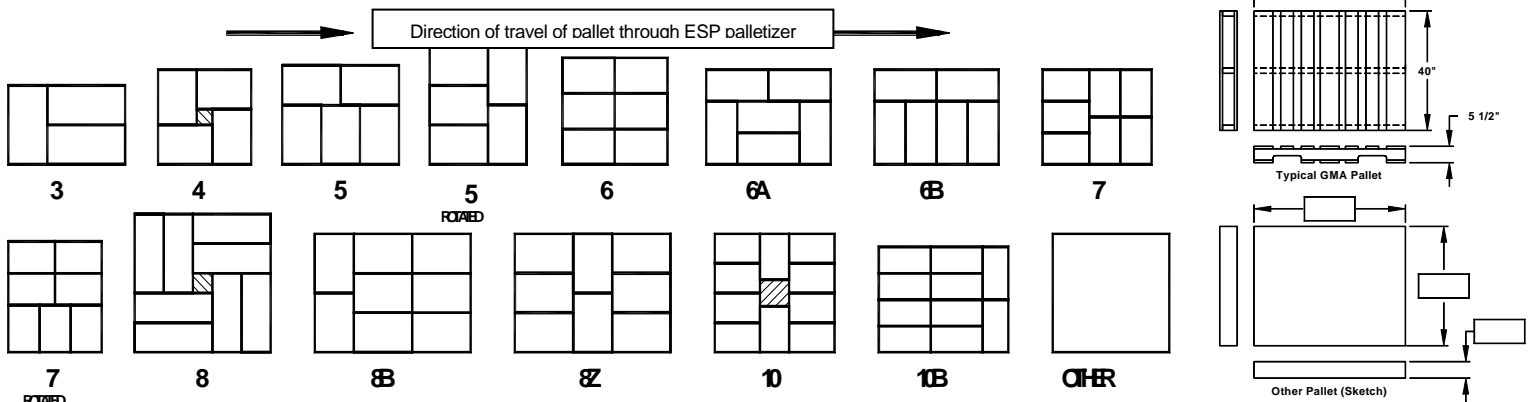
**PALLETIZER DATA (FILLED BAG)
PRODUCT AND BAG DESCRIPTION**

Pallet of Filled Bags will be forwarded on (date) _____

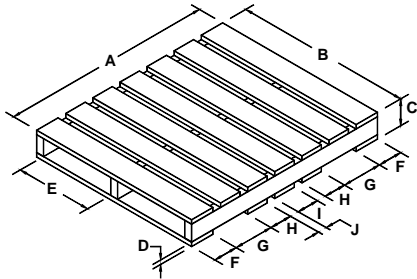
Product Name				
Bag Width [Estimated <input]<="" td="" type="checkbox"/> <td></td> <td></td> <td></td> <td></td>				
Bag Length [Estimated <input]<="" td="" type="checkbox"/> <td></td> <td></td> <td></td> <td></td>				
Bag Thickness [Estimated <input]<="" td="" type="checkbox"/> <td></td> <td></td> <td></td> <td></td>				
Bag Construction (paper, poly, etc.)				
Bag Type (valve, pinch, sewn, etc.)				
Bag Travel (butt-leading or trailing)				
Bag Firm or Soft				
Net Bag Filled Weight				
Bags per Minute				
Bags per Layer & Pattern				
Number of Layers on Pallet				
Outside Layer Dimensions				
Filled Pallet Height (with pallet)				
Filled Pallet Weight				
Pallet Dimensions (include height) Length = direction of travel Width = required conveyor width				
2 or 4 Way Pallet				
Slip sheet Dimensions				
3 phase voltage (include HZ)				
Single phase voltage (include HZ)				

Please fill out Pallet information sheet

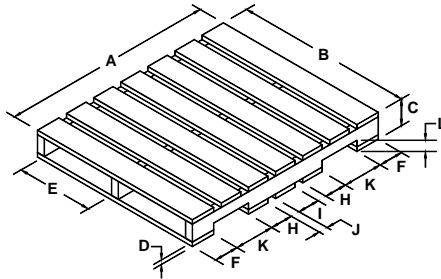
Headroom in Palletizer Area _____ Door/Elevator Size to Palletizer Area _____



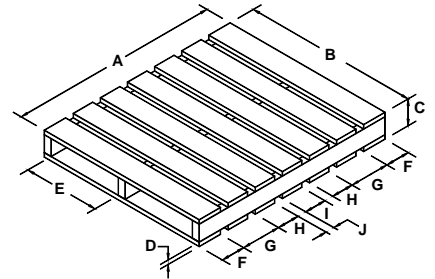
PALLET INFORMATION SHEET



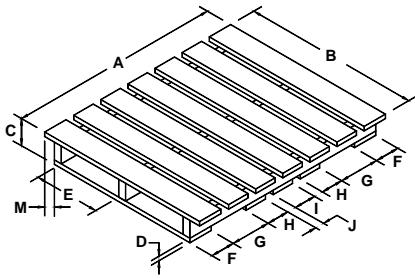
Type 1 Two-way Pallet



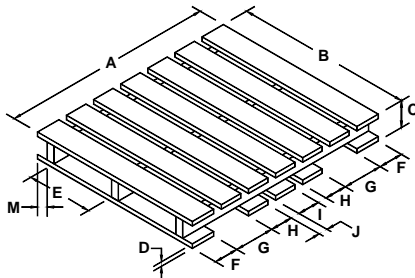
Type 2 Four-way Pallet



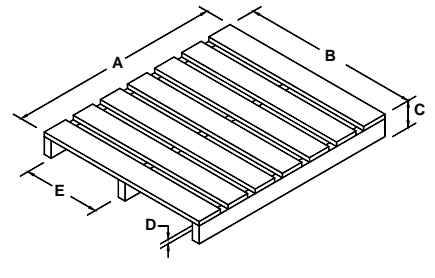
Type 3 Reversible Pallet



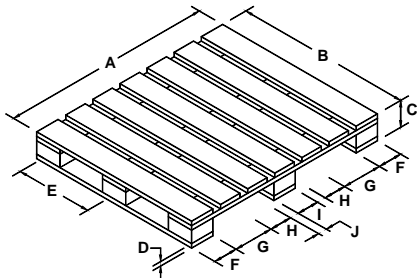
Type 4 Wing Pallet



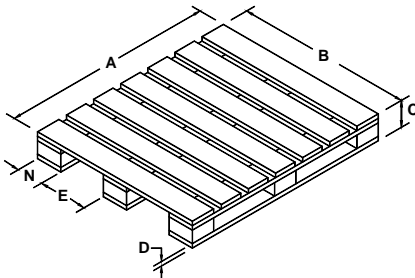
Type 5 Cargo Pallet



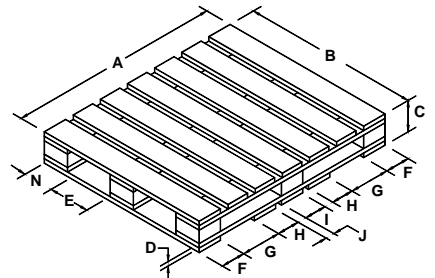
Type 6 Single Face Pallet



Type 7 Block Type Pallet



Type 8 Block Type Pallet



Type 9 Block Type Pallet

[illegible]